

Mandi Arrivals (Bales):

State	11/Nov/22	10/Nov/22	Daily Change	11/Nov/21	Yearly Change
Punjab	1000	1000	0(0%)	4000	-3000 (-75%)
Haryana	5000	5000	0(0%)	7000	-2000 (-28.57%)
Rajasthan	14000	13000	1000(8%)	14000	0 (0%)
Gujarat	33000	28000	5000(18%)	45000	-12000 (-26.67%)
Maharashtra	13000	11000	2000(18%)	38000	-25000 (-65.79%)
Madhya Pradesh	9500	9500	0(0%)	12500	-3000 (-24%)
Telangana (AP)	7000	6500	500(8%)	16000	-9000 (-56.25%)
Seemandhra (AP)	5500	5000	500(10%)	9000	-3500 (-38.89%)
Karnataka	8500	7000	1500(21%)	12000	-3500 (-29.17%)
Tamil Nadu	1500	1500	0(0%)	0	1500 (1500%)
Orissa	0	0	0(0%)	0	0 (0%)
Total Qty Arrived:	98000	87500	10500(12%)	157500	-59500 (-38%)

Kapas Prices (Rs.):

State	11/Nov/22	10/Nov/22	Daily Change	11/Nov/21	Yearly Change
North(Qtls)	9100	9000	100(1%)	8500	600 (7.06%)
Gujarat (Qtls)	1850	1850	0(0%)	1750	100 (5.71%)
Maharashtra (Qtls)	9000	9000	0(0%)	8450	550 (6.51%)
Madhya Pradesh (Qtls)	8900	8900	0(0%)	8350	550 (6.59%)
Telangana (AP) (Qtls)	9100	9100	0(0%)	8500	600 (7.06%)
Seemandhra (AP) (Qtls)	9100	9100	0(0%)	8500	600 (7.06%)
Karnataka (Qtls)	9900	9000	900(10%)	8500	1400 (16.47%)
Tamil Nadu (Qtls)	9200	9200	0(0%)	0	9200 (9200%)
Orissa (Qtls)	0	0	0(0%)	0	0 (0%)

Seed Prices (Rs.):

State	11/Nov/22	10/Nov/22	Daily Change	11/Nov/21	Yearly Change
North(Qtls)	4500	4500	0(0%)	3500	1000 (28.57%)
Gujarat (Qtls)	850	850	0(0%)	660	190 (28.79%)
Maharashtra (Qtls)	4000	4000	0(0%)	3350	650 (19.4%)
Madhya Pradesh (Qtls)	3900	3900	0(0%)	3250	650 (20%)
Telangana (AP) (Qtls)	3900	3900	0(0%)	3300	600 (18.18%)
Seemandhra (AP) (Qtls)	3900	3900	0(0%)	3300	600 (18.18%)
Karnataka (Qtls)	3950	3950	0(0%)	3350	600 (17.91%)
Tamil Nadu (Qtls)	0	0	0(0%)	0	0 (0%)
Orissa (Qtls)	0	0	0(0%)	0	0 (0%)

Exchange Rates (11-Nov-2022)

1 US \$ = Rs 80.71 (%)	1 UK £ = Rs 94.52 (%)
1 Eur € = Rs 82.46 (%)	100 Yen = Rs 57.04 (%)

Spot Indices

Cotlook (Index)		11/Nov/2022: (USC/LB)	
Cotlook-A Nov 2022	104.5	0	(0.00%)
CN Cotton		11/Nov/2022: (Yuan/Ton)	
CN Cotton-A Nov 2022	15613	0	(0.00%)
CN Cotton-B Nov 2022	15289	0	(0.00%)

Future Indices







ICE COTTON NO.2		11/Nov/2022: (USC/LB)	
Dec 2022	86.75	0.37	(0.43%)
Mar 2023	84.9	0.34	(0.40%)
May 2023	84.44	0.47	(0.56%)

ZCE 11/Nov/2022: (Yuan/Ton)

Nov 2022	0	-13800	(-100.00%)
Jan 2023	13300	170	(1.29%)

Spot Prices : (11-Nov-2022)

PUNJAB			
	Rs./Md.	Change	USC/L
MNS	J-34/RG 6700	10 (0.15%)	100.88
MNS	J-34/SG 0	0(0.00%)	0.00
HARYANA			
Admr	J-34/RG 6650	0 (0.00%)	100.13
Admr	J-34/SG 0	0(0.00%)	0.00
RAJASTHAN			
HNG	J-34/RG 0	0(0.00%)	0.00
HNG	J-34/SG 0	0(0.00%)	0.00
GANGANAGAR LINE			
Desi	RG 6800	0 (0.00%)	102.39
Desi	SG 0	0(0.00%)	0.00

Weather Section :			TELANGANA (AP)				
Gujarat		Weather generally clear	Rs./Candy		Change	JSC/LB	
Karnataka		weather cloudy with chances of rainfall 87%	ADI	MCU-5/29/30M	68500	↑ 1000 (1.48%)	108.26
Madhya Pradesh		weather clear and very hot	WAR	MCU-5/31M	0	↑ 0 (0.00.00%)	0.00
Maharashtra		weather Clear and very hot	SEEMANDHRA (AP)				
North		Overall north weather clear	Adoni	MCU-5/29/30M	66000	↑ 500 (0.76%)	104.30
Seemandhra (AP)		weather clear and very hot	GUNT	MCU-5/31M	0	↑ 0 (0.00.00%)	0.00
Market Buzz : Domestic			KARNATAKA				
Overall Cotton prices undertone firm. Kapas and seed remained unchanged. Overall arrivals around 98,000/1,00,000 Bls. Arrivals is low compared to last year.			RBM	DCH-32/34M	80000	↔ 0 (0.00%)	126.43
Andra Pradesh & Karnataka			RBM	DCH-32/35M	82000	↔ 0 (0.00%)	129.59
Cotton spot price is undertone firm across the major trading centers of south India.			RCR	BB/29M	69000	↑ 1200 (1.77%)	109.05
Gujarat			GUJARAT				
Cotton spot prices firm across gujarat market. Sankar-6, new crop 29 mm (RD-75 & MIC-3.8), in Gujarat traded at Rs 65,500-68,000 a candy. V-797 trade at Rs 52,000-52,500 (12-15% trash condition) a candy.			HRJ	V-797/23M	51000	↔ 0 (0.00%)	80.60
Madhya Pradesh & Maharashtra			Satta	V-797(Rs./20Kg)	0	↑ 0 (0.00.00%)	0.00
MH-MP- Cotton mkt firm. Kapas and seed unchanged. While in Maharashtra, new crop good grade cotton (29mm) quoted at Rs 66,500-68,000 a candy. South Bargain done at levels of 67000/68500/-.			SRL	S-6/28M	66000	↑ 500 (0.76%)	104.30
North			SRL	S-6/29M	68000	↑ 1000 (1.49%)	107.47
J-34 Prices tight by Rs 10/- per md spot from Yesterday Quotes. Lower Rajasthan around :64000/66000/- Per Candy.			MAHARASHTRA				
Market Buzz : International			AGD	BB/29M	66000	↑ 500 (0.76%)	104.30
Mixed Close For Thursday Cotton			Akola	Fardar/25/27	0	↑ 0 (0.00.00%)	0.00
Cotton futures worked both sides of UNCH on Thursday, and settled the day mixed. December traded in a 251 point range on the day to close 12 points red. May '23 through			NGP	M MECH-1/28	0	↑ 0 (0.00.00%)	0.00
			NGP	M MECH-1/29	68500	↑ 1000 (1.48%)	108.26
			MADHYA PRADESH				
			KHGN	MECH-1/29	65500	↑ 700 (1.08%)	103.51
			RTM	M DCH-32/34M	80000	↔ 0 (0.00%)	126.43
			SNDW	MECH-1/29	68000	↑ 1000 (1.49%)	107.47
			M CCI				
			AP	BB/29M	0	↑ 0 (0.00.00%)	0.00
			Guj	S-6/28M	0	↑ 0 (0.00.00%)	0.00
			Maha	BB/28M	0	↑ 0 (0.00.00%)	0.00
			North	J-34/SG	0	↑ 0 (0.00.00%)	0.00
			Spot Prices (INTL): (11-Nov-2022)				
			USC/LB		Change	RS./Can	
			USA	C/A MID 1-1/8	0	↑ 0 (0.00.00%)	0.00
			USA	CIS SM 1-1/8	0	↑ 0 (0.00.00%)	0.00
			USA	ME MID 1-1/8	0	↑ 0 (0.00.00%)	0.00
			USA	SJV Pima 1-7/16	0	↑ 0 (0.00.00%)	0.00
			Zim	ZARA 1-1/8	0	↑ 0 (0.00.00%)	0.00